








Drill Bit	Hammer	BIT DIA		WT Kg	HEAD FORMATION		
		MM	INS		FLAT FACE	CONVEX	CONCAVE
 FOOTVALVE BBF050	N120	305	12	159			BBS050CC305 BBS050CC311 BBS050CC381 BBS050CC445
		311	12 <sup>1</sup> / <sub>4</sub>	166			
		381	15	233			
		445	17 <sup>1</sup> / <sub>2</sub>	312			
 FOOTVALVE BBF049	N120S	445	17 <sup>1</sup> / <sub>2</sub>	396			BBS049CC445 BBS049CC457 BBS049CC508 BBS049CC559
		457	18	401			
		508	20	484			
		559	22	525			
 FOOTVALVE BBF125	N125	311	12 <sup>1</sup> / <sub>4</sub>			BBS125CC311 BBS125CC330 BBS125CC355 BBS125CC381 BBS125CC445 BBS125CC457 BBS125CC508	
		330	13				
		355	14				
		381	15				
		445	17 <sup>1</sup> / <sub>2</sub>				
		457	18				
508	20						
 FOOTVALVE BBF180	N180	457	18	556			BBS180CC457 BBS180CC508 BBS180CC559 BBS180CC584 BBS180CC610
		508	20	589			
		559	22	635			
		584	23	692			
		610	24	718			
 FOOTVALVE BBF240	N240	610	24	985			BBS240CC610 BBS240CC660 BBS240CC711 BBS240CC762 BBS240CC813 BBS240CC866
		660	26	1058			
		711	28	2475			
		762	30	2622			
		813	32	3225			
		866	34	3410			

*Other types, sizes and head formations can be produced to order but minimum order quantities may apply.*